

TAILGATE INSTALLATION

BedRug/BedTred tailgate sections for CJ, YJ, TJ, JK and JL models.

P/Ns: BRCJTG, BTCJTG, BRYJTG, BTYJTG, BRTJTG, BTTJTG, BRJKTG, BTJKTG, BRJLTG, BTJLTG



Congratulations on choosing the tailgate protector available for your Jeep. The BedRug/BedTred material is mold and mildew resistant, easily cleaned with water & household cleaning chemicals and extremely resistant to most chemicals.

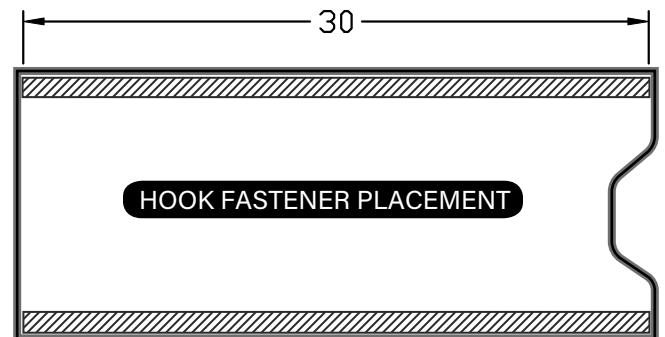
- Kit Contents: Tailgate piece, hook fastener, adhesive promoter
- Tools Needed: Utility knife, soap, water and rubbing alcohol

INSTALLING TAILGATE PIECE

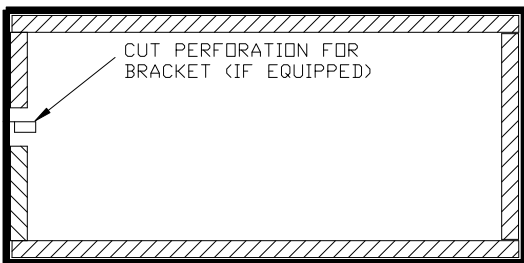
Position tailgate liner then clean surface with alcohol then remove film backing from fastener and attach to the tailgate. Firmly rub entire surface to ensure good attachment.

NOTE: If the tailgate piece covers any screw holes, you will need to puncture holes thru the piece in order to reinstall screws for the latch cover.

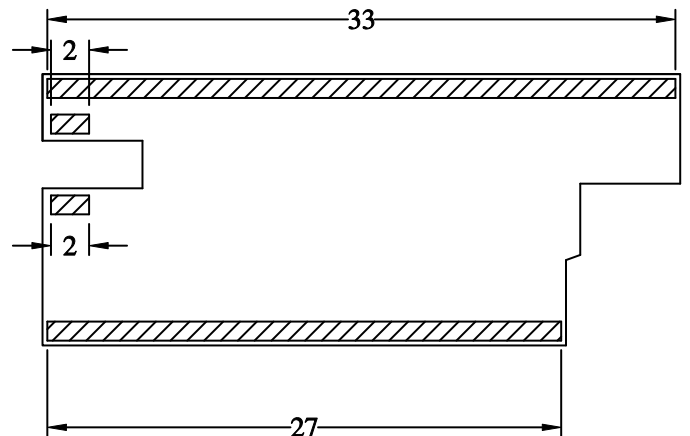
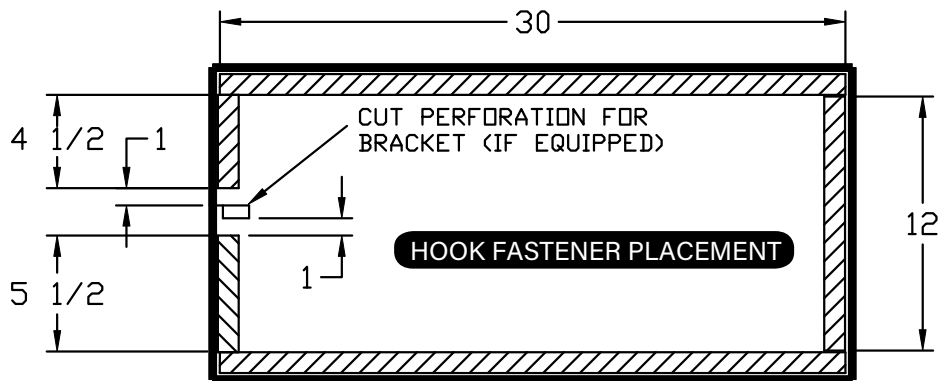
NOTE: For JL models, use the adhesive promoter on plastic tailgate trim at hook fastener placement locations.




BedRug/BedTred Jeep Tailgate Installation Instructions




NOTE: Cut opening at perforation if tailgate has metal arm.





HOOK FASTENER PLACEMENT



WARNING

The use of front floor mats is not recommended with BedRug or BedTred floor kits. If floor mats are used, it is imperative to re-use the removable retention hooks from the factory carpet, installed to the manufacturer's specifications. Do not use floor mats or liners with BedTred Kits. Do not use floor mats or liners with BedRug Kits without retention hooks.

****Please retain these instructions for future reference in your vehicle's glove box****

BEDRUG[®] BEDTRED[™] CLEANING INFORMATION

The mildew resistant BedRug/BedTred foam will not absorb liquids. The engineered composite surface resists stains and deterioration from most acids, chemicals, gas and oils, etc. Therefore, by following the cleaning instructions below, your BedRug/BedTred will remain serviceable for as long as you own your vehicle.

Cleaning your BedRug is easy:

1. A vacuum, broom, brush or compressed air can be used to remove dirt, grime, sand, mulch etc. Due to the fact that water will not harm the product, pressure washing is also an effective way to clean a soiled BedRug/BedTred.
2. Although most acids will not harm the BedRug/BedTred, baking soda should be applied immediately to neutralize the acid to ensure the safety of the paint on the vehicle.
3. To clean tougher jobs such as gasoline, oil, chemicals, acid spills or leaks from your BedRug/BedTred use detergent soap with degreaser and water, then rinse thoroughly. This detergent soap is used in most car wash locations with pressure washing equipment. The polypropylene closed-cell foam will not absorb water and the composite surface dries in minutes.

If you have additional questions, call BedRug Inc. customer service at 800-462-8435.

LIMITED WARRANTY

BedRug Inc. warrants BedRug and BedTred products for Jeep vehicles for three years from the original date of purchase. Warranty is limited to the original purchaser and is not transferable. Product is warranted to be free from defects in materials and workmanship. The warranty is void if the product has been damaged by accident, unreasonable use, neglect, improper service/installation/removal, modifications, acts of God, normal wear and tear, or other causes not arising out of defective materials or workmanship. Consequential and incidental damages are not covered under this warranty. Warranty does not cover labor, the cost of shipping, or cost of returning the product for warranty service or inspection. The terms of this warranty may vary from state to state. You may have rights under specific state laws that differ from the terms of this warranty. Proof of purchase will be required for warranty service. Product should be cleaned before return. A return authorization number must be obtained prior to returning any product. For warranty instructions, returns, and packaging contact BedRug Inc. Customer Service at 800-462-8435.

PRODUCT REGISTRATION

Thank you for purchasing your BedRug product! We would appreciate it if you would take a few minutes to register your purchase. Registration allows us to provide, with your permission, important updates, service information, helpful hints or warranty service should you ever require technical support. BedRug offers the option of returning product registration forms electronically, rather than having to fill them out by hand. You can be assured that BedRug does not share or sell the information you provide. Save a copy of your sales receipt. Activate your warranty by registering your product online at <http://www.bedrug.com/customer-service/product-registration.html> or by scanning the QR code. You will need the 6-digit lot and date code found on the underside of the tailgate, see label example below.

